

Revit User Guide for

db
en

E040

Version 1.0 | Revit 2015

May 2019

Created by



Duten_PprTwlDpnsrs_E040

File Features



Predefined Types

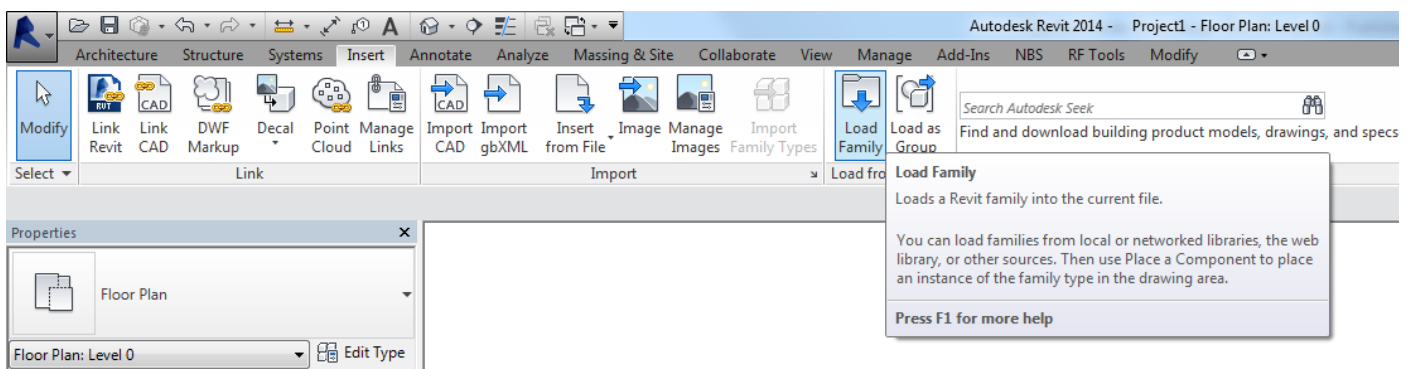
Family Type	Width	Depth	Height
Folded Towel Dispenser	382	116	579

A simple guide to using your Revit Ready file.

1. LOAD IT

The range can consist of one or more Revit families, these contain predefined types as outlined above in the predefined types and the manufactures brochure.

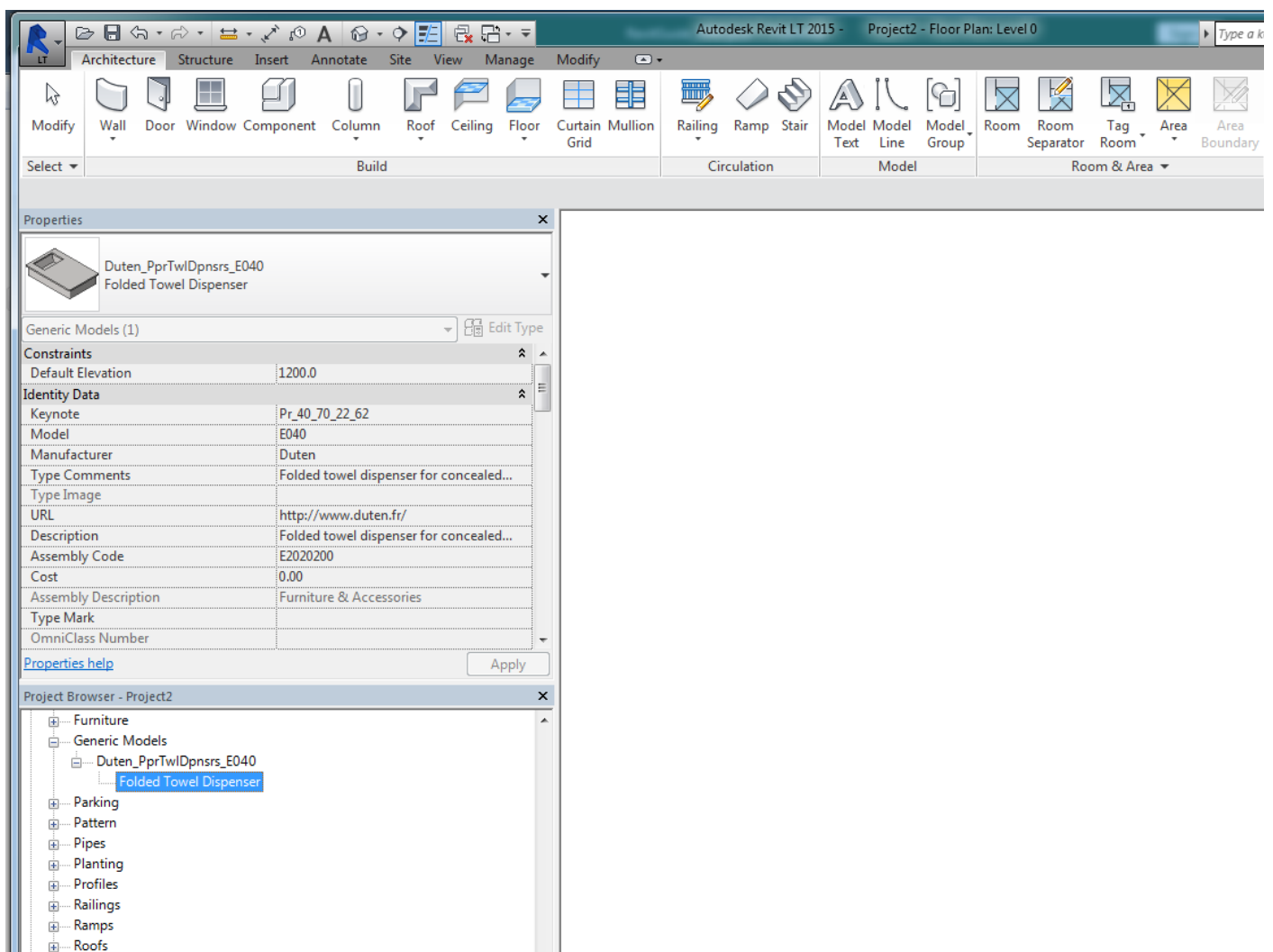
After downloading and saving the file to a suitable location go to 'Insert Tab/Load Family...'



A simple guide to using your Revit Ready file.

2. USE IT

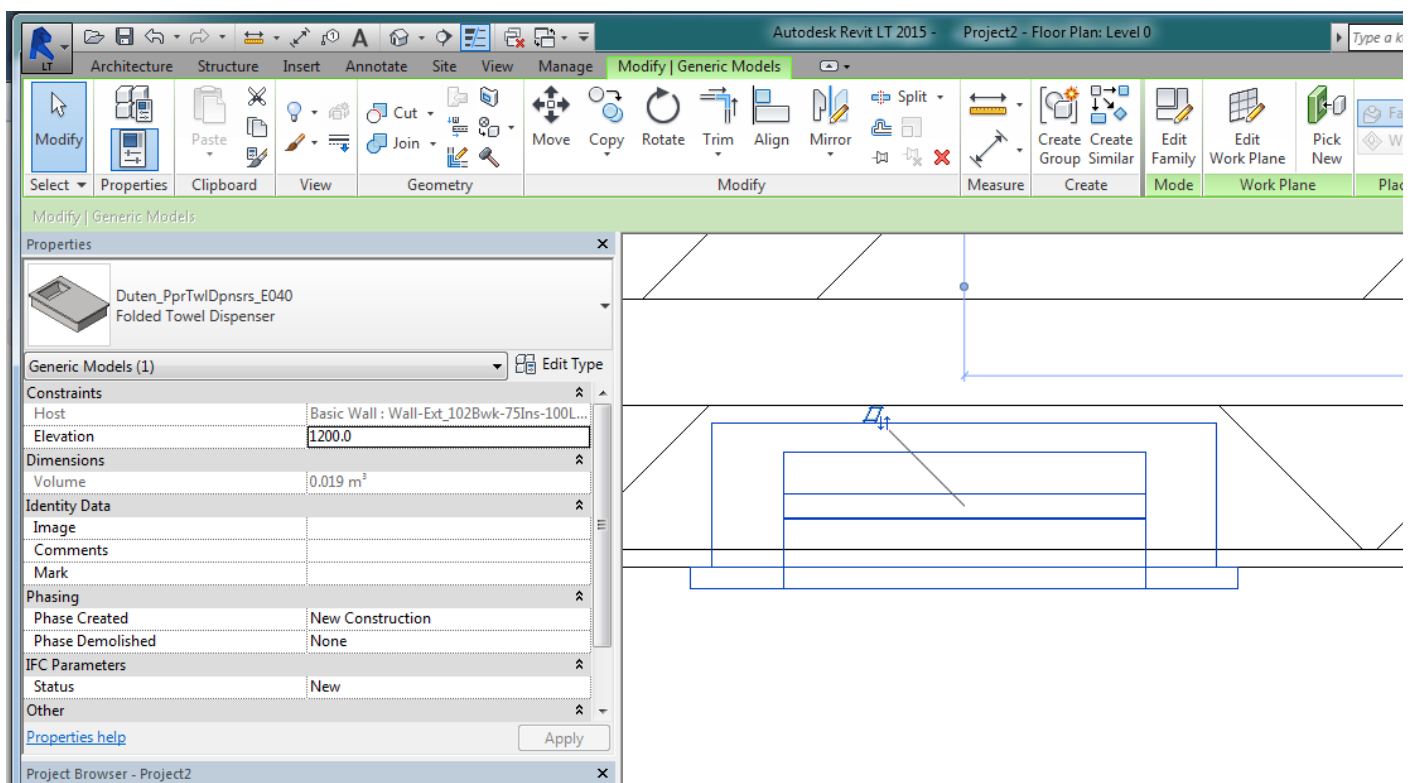
Once your family is loaded in, it will be located in the 'Project Browser/Families/Generic Models' tab. Types are named in a way to ensure ease of selection. Click and drag your chosen item onto a wall.



A simple guide to using your Revit Ready file.

3. CUSTOMISE IT

Once an item is selected it will turn blue, the properties panel will then display the parameters available. Here you will be able to make changes to the finishes. All material options will load in with the family, click the 'materials and finishes' parameter to view.



Additional information

This component has been created by Diane Butterworth Ltd following the manufacturer's specification.

We hope our Revit files are a helpful tool in space planning and visualisation. We take care in ensuring all dimensions and features match manufacturer's literature, however actual products may vary slightly.

We would love to hear from you. If you have any questions or feedback, please email hello@dianebutterworth.com

Thank you for using this Revit Family.

