

Revit User Guide for



R310

Version 1.0 | Revit 2015  
April 2019

Created by



# Duten\_WtrSplyFitngsForWshBsnsAndTrghs\_R310

## File Features

- Multiple Finishes (please see manufacture brochure)
- Multiple Types in File (see below)



## Predefined Types

| Family Type                           | Width | Depth | Height |
|---------------------------------------|-------|-------|--------|
| Battery Pack Brushed Stainless Steel  | 45    | 150   | 170    |
| Battery Pack Polished Stainless Steel | 45    | 150   | 170    |
| Battery Pack Matte Black              | 45    | 150   | 170    |
| Transformer Brushed Stainless Steel   | 45    | 150   | 170    |
| Transformer Polished Stainless Steel  | 45    | 150   | 170    |
| Transformer Matte Black               | 45    | 150   | 170    |

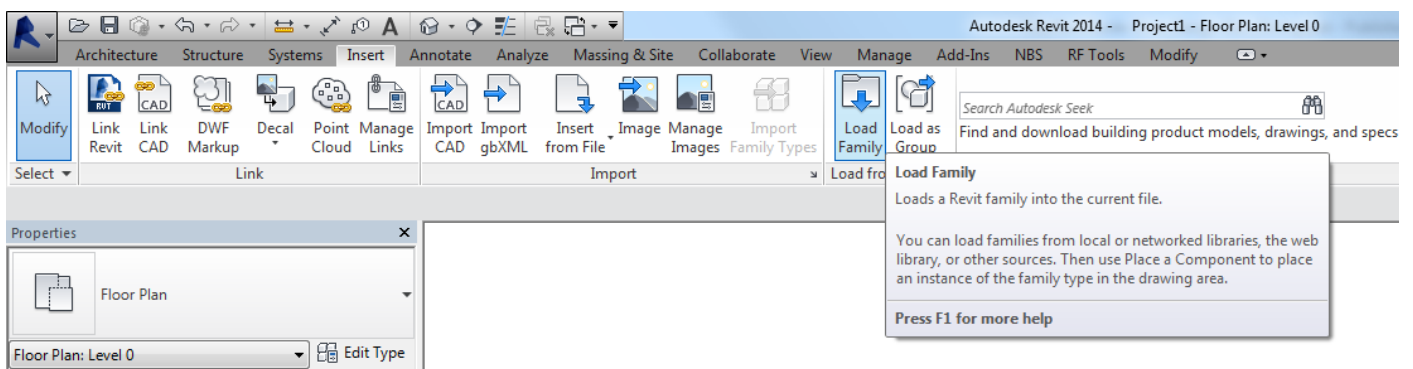
A simple guide to using your Revit Ready file.

---

# 1. LOAD IT

The range can consist of one or more Revit families, these contain predefined types as outlined above in the predefined types and the manufactures brochure.

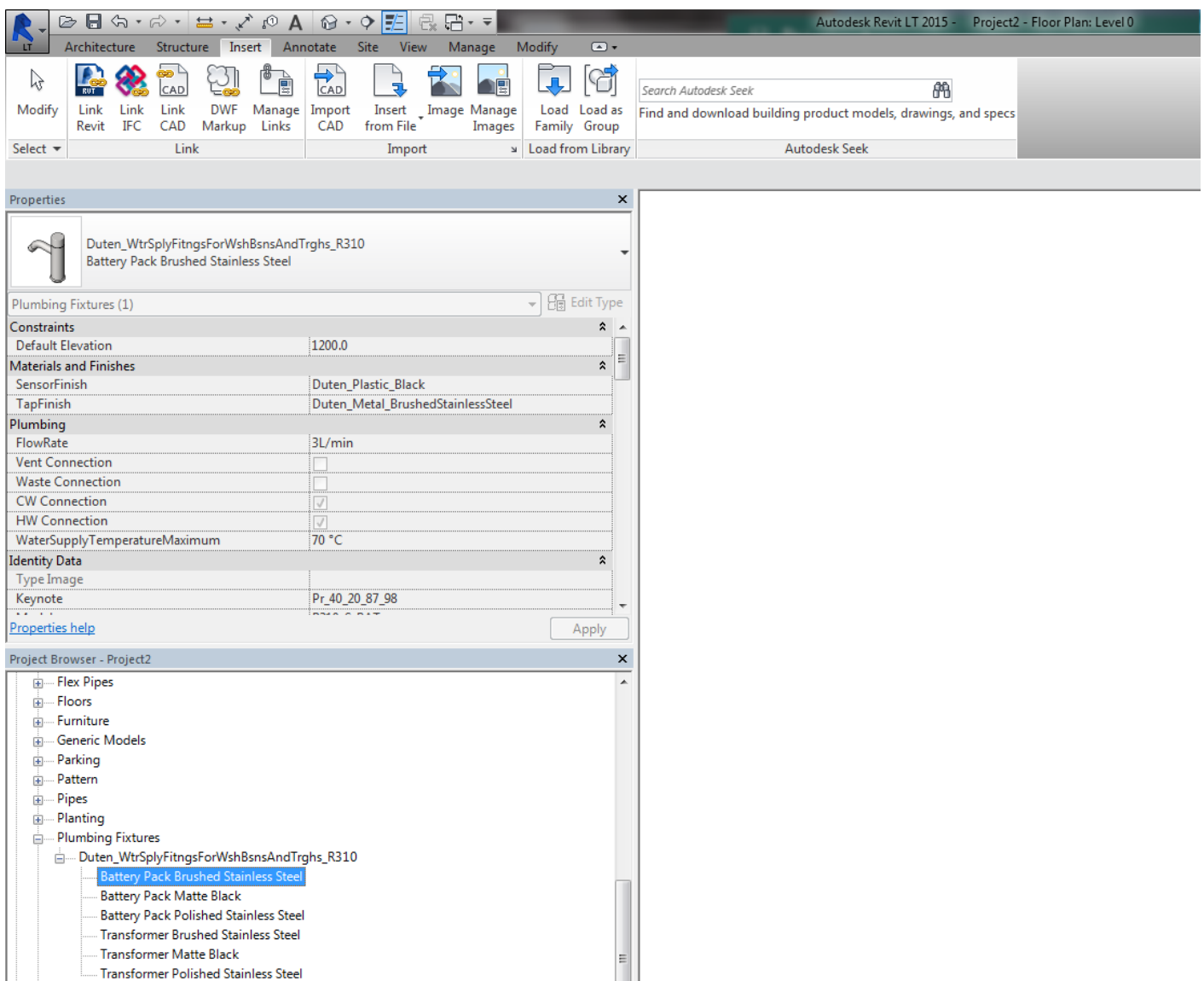
After downloading and saving the file to a suitable location go to 'Insert Tab/Load Family...'



A simple guide to using your Revit Ready file.

## 2. USE IT

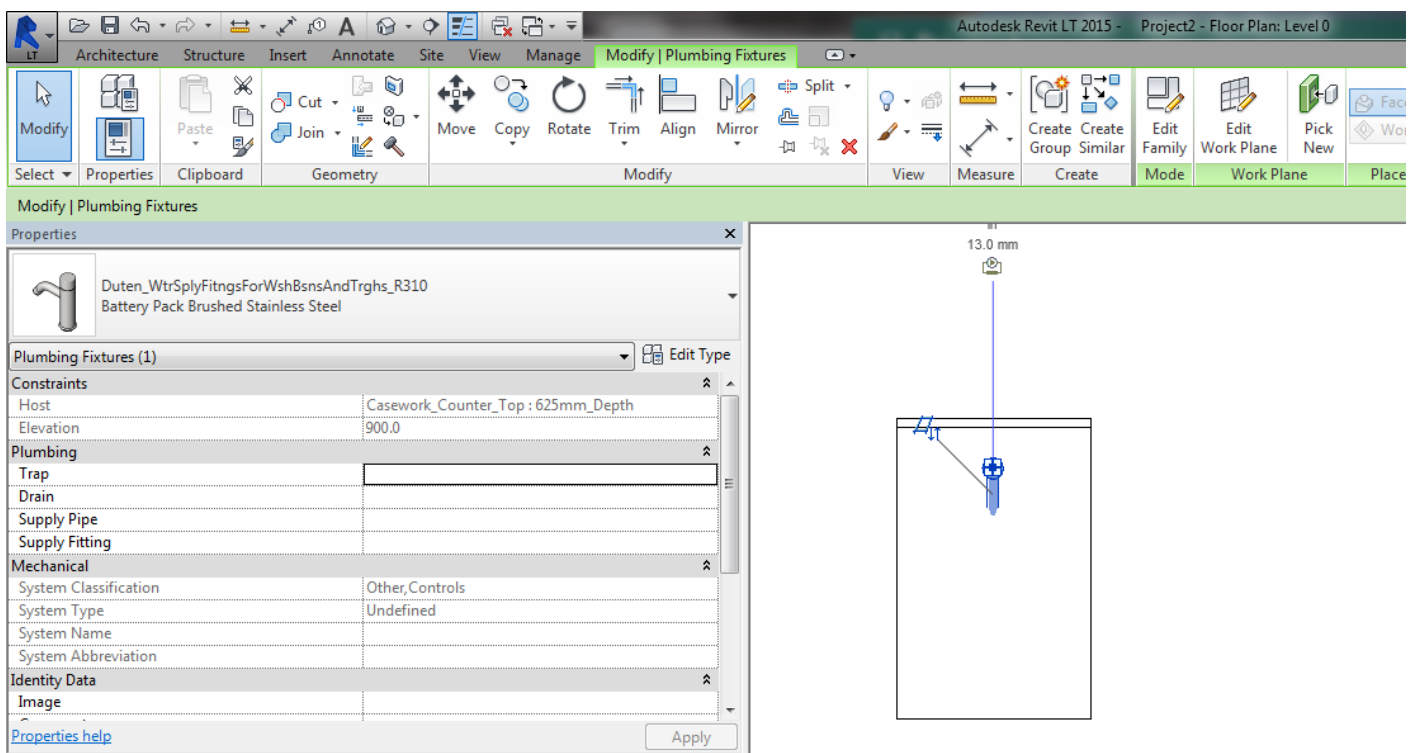
Once your family is loaded in, it will be located in the 'Project Browser/Families/Plumbing Fixtures tab. Types are named in a way to ensure ease of selection. Click and drag your chosen item onto a surface.



A simple guide to using your Revit Ready file.

## 3. CUSTOMISE IT

Once an item is selected it will turn blue, the properties panel will then display the parameters available. Here you will be able to make changes to the finishes. All material options will load in with the family, click the 'materials and finishes' parameter to view.



#### Additional information

---

This component has been created by Diane Butterworth Ltd following the manufacturer's specification.

We hope our Revit files are a helpful tool in space planning and visualisation. We take care in ensuring all dimensions and features match manufacturer's literature, however actual product may vary slightly.

We would love to hear from you if you have any questions or feedback, please email [hello@dianebutterworth.com](mailto:hello@dianebutterworth.com)

Thank you for using this BIM file,

